

Square Body - DIN 43 653

690V/700V (IEC/U.L.) 40-2000A



Electrical Characteristics					Ordering Information					Curves	
Size	Rated Current RMS-Amps	I ² t (A ² S)		Watts Loss	-/80 Visual Indicator	-TN/80 Type T Indicator for Micro	-/110 Visual Indicator	-TN/110 Type T Indicator for Micro	Carton Qty.	Carton Weight (kg)	BIF #
		Pre-arc	Clearing at 660V								
1*	40	40	270	9	170M3008	170M3058	170M3158	170M3208	5	1.50	17056314
	50	77	515	11	170M3009	170M3059	170M3159	170M3209			
	63	115	770	14	170M3010	170M3060	170M3160	170M3210			
	80	185	1250	18	170M3011	170M3061	170M3161	170M3211			
	100	360	2450	21	170M3012	170M3062	170M3162	170M3212			
	125	550	3700	26	170M3013	170M3063	170M3163	170M3213			
	160	1100	7500	30	170M3014	170M3064	170M3164	170M3214			
	200	2200	15000	35	170M3015	170M3065	170M3165	170M3215			
	250	4200	28500	40	170M3016	170M3066	170M3166	170M3216			
	315	7000	46500	50	170M3017	170M3067	170M3167	170M3217			
	350	10000	68500	55	170M3018	170M3068	170M3168	170M3218			
	400	15000	105000	60	170M3019	170M3069	170M3169	170M3219			
	450	21000	140000	65	170M3020	170M3070	170M3170	170M3220			
	500	27000	180000	70	170M3021	170M3071	170M3171	170M3221			
	550	34000	230000	75	170M3022	170M3072	170M3172	170M3222			
630	48500	325000	80	170M3023	170M3073	170M3173	170M3223				
1	200	1650	11500	45	170M4008	170M4058	170M4158	170M4208	3 (-/80)	1.29	17056316
	250	3100	21000	55	170M4009	170M4059	170M4159	170M4209			
	315	6200	42000	58	170M4010	170M4060	170M4160	170M4210			
	350	8500	59000	60	170M4011	170M4061	170M4161	170M4211			
	400	13500	91500	65	170M4012	170M4062	170M4162	170M4212	2 (-/110)		
	450	17000	120000	70	170M4013	170M4063	170M4163	170M4213			
	500	25000	170000	72	170M4014	170M4064	170M4164	170M4214			
	550	34000	230000	75	170M4015	170M4065	170M4165	170M4215			
	630	52000	350000	80	170M4016	170M4066	170M4166	170M4216			
	700	69500	465000	85	170M4017	170M4067	170M4167	170M4217			
800	105000	725000	95	170M4018	170M4068	170M4168	170M4218				
†900	155000	†850000	100	170M4019	170M4069	170M4169	170M4219				
2	400	11000	74000	65	170M5008	170M5058	170M5158	170M5208	2	1.20	17056318
	450	15500	105000	70	170M5009	170M5059	170M5159	170M5209			
	500	21500	145000	75	170M5010	170M5060	170M5160	170M5210			
	550	28000	190000	80	170M5011	170M5061	170M5161	170M5211			
	630	41000	275000	90	170M5012	170M5062	170M5162	170M5212			
	700	60500	405000	95	170M5013	170M5063	170M5163	170M5213			
	800	86000	575000	105	170M5014	170M5064	170M5164	170M5214			
	900	125000	840000	110	170M5015	170M5065	170M5165	170M5215			
	1000	180000	1250000	115	170M5016	170M5066	170M5166	170M5216			
	1100	245000	1600000	120	170M5017	170M5067	170M5167	170M5217			
	1250	365000	2400000	130	170M5018	170M5068	170M5168	170M5218			
3	500	14000	95000	95	170M6008	170M6058	170M6158	170M6208	2 (-/80)	1.66	17056320
	550	19500	135000	100	170M6009	170M6059	170M6159	170M6209			
	630	31000	210000	105	170M6010	170M6060	170M6160	170M6210			
	700	44500	300000	110	170M6011	170M6061	170M6161	170M6211			
	800	69500	465000	115	170M6012	170M6062	170M6162	170M6212	1 (-/110)		
	900	100000	670000	120	170M6013	170M6063	170M6163	170M6213			
	1000	140000	945000	125	170M6014	170M6064	170M6164	170M6214			
	1100	190000	1300000	130	170M6015	170M6065	170M6165	170M6215			
	1250	290000	1950000	140	170M6016	170M6066	170M6166	170M6216			
	1400	370000	2450000	155	170M6017	170M6067	170M6167	170M6217			
	1500	460000	3100000	160	170M6018	170M6068	170M6168	170M6218			
	1600	580000	3900000	160	170M6019	170M6069	170M6169	170M6219			
	†1800	880000	†5250000	165	170M6020	170M6070	170M6170	170M6220			
	†2000	1150000	†6350000	175	170M6021	170M6071	170M6171	170M6221			

- Interrupting rating 200kA (Estimated 300kA)RMS Symmetrical.
- Watts loss provided at rated current.
- Rated voltage (IEC) †600V †550V (Consult Bussmann for U.L. Recognition/ CSA Component Acceptance status.)
- Microswitch indicator ordered separately.

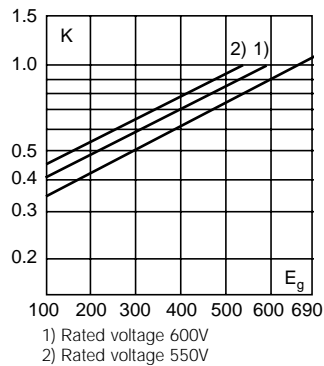
1 kg = 2.2 lbs. 1 lb = 0.45 kg



Electrical Characteristics

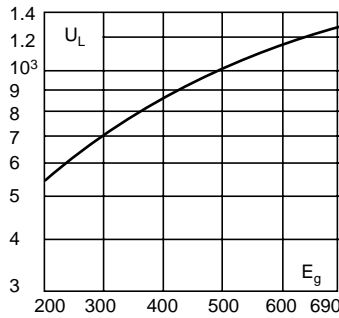
Total Clearing I²t

The total clearing I²t at rated voltage and at power factor of 15% are given in the electrical characteristics. For other voltages, the clearing I²t is found by multiplying by correction factor, K, given as a function of applied working voltage, E_g, (RMS).



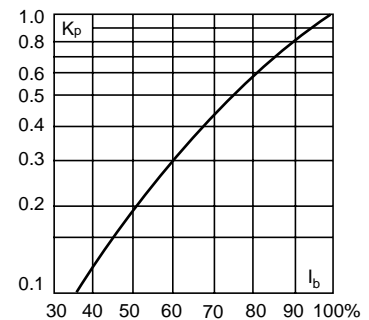
Arc Voltage

This curve gives the peak arc voltage, U_L, which may appear across the fuse during its operation as a function of the applied working voltage, E_g, (RMS) at a power factor of 15%.



Power Losses

Watts loss at rated current is given in the electrical characteristics. The curve allows the calculation of the power losses at load currents lower than the rated current. The correction factor, K_p, is given as a function of the RMS load current, I_b, in % of the rated current.

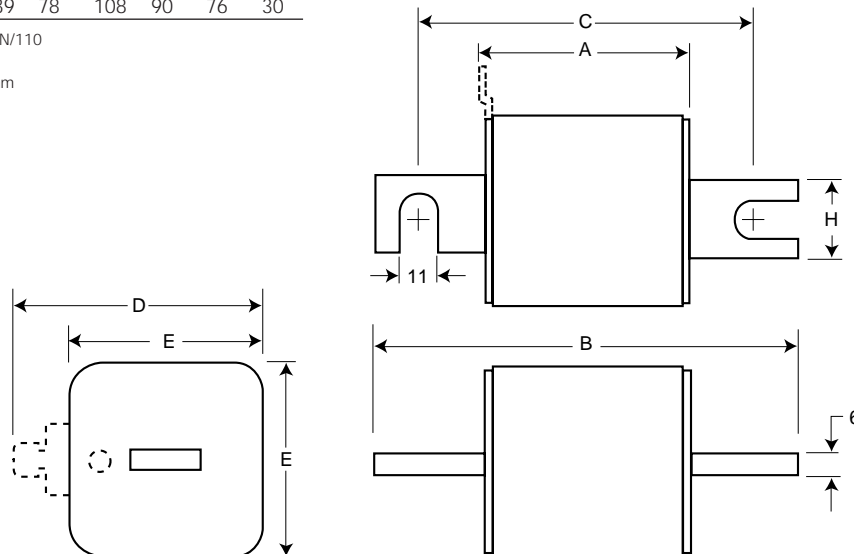


Dimensions

DIN 43 653: Type -/80, -TN/80, -/110, -TN/110

Size	A	B	B\$	C	C\$	D	E	H
1*	50	104	134	78	108	58	45	22
1	50	108	138	78	108	66	53	25
2	50	108	138	78	108	75	61	25
3	51	109	139	78	108	90	76	30

§Valid for fuses type -/110, -TN/110
Dimension in mm.
1mm = 0.0394" 1" = 25.4mm



The only controlled copy of this BIF document is the electronic read-only version located on the Bussmann Network Drive. All other copies of this document are by definition uncontrolled. This bulletin is intended to clearly present comprehensive product data and provide technical information that will help the end user with design applications. Bussmann reserves the right, without notice, to change design or construction of any products and to discontinue or limit distribution of any products. Bussmann also reserves the right to change or update, without notice, any technical information contained in this bulletin. Once a product has been selected, it should be tested by the user in all possible applications.