



»» Features

- Miniature PCB baby sugar cube relay.
- General purpose application.
- 10A 277VAC, 15A 125VAC ratings.
- SPNO, SPNC, SPDT and sealed flux free & sealed type washable are available .
- Comply with RoHS-Directive 2011/65/EU.

»» Type List

Terminal style	Contact form	UL Insulation system approval	Designation (provided with)		
			Flux tight	Sealed type	Sealed type washable
PCB terminal	1A (SPNO)	-----	833H-1A-C	833H-1A-V	833H-1A-S
		F	833H-1A-F-C	833H-1A-F-V	833H-1A-F-S
	1C (SPDT)	-----	833H-1C-C	833H-1C-V	833H-1C-S
		F	833H-1C-F-C	833H-1C-F-V	833H-1C-F-S

»» Ordering Information

833H - 1A - - C

1 2 3 4 5

1. 833H -- Basic series designation

2. 1A -- Single pole normally open

1B -- Single pole normally closed

1C -- Single pole double throw

3. Blank -- Standard type

F -- Class F

4. C -- Flux tight

V -- Sealed type

S -- Sealed type washable

5. -- Coil voltage (please refer to the coil rating data for the availability)

»» Contact Rating

Resistive load	NO:10A 125VAC, 7A 250VAC, 7A 30VDC ; NC:7A 250VAC
----------------	---

»» Coil Rating (DC)

Rated voltage (V)	Rated current ±10 % at 23°C (mA)	Coil resistance ±10 % at 23°C (Ω)	Max. continuous voltage at 70°C	Pick up voltage(Max.) at 23°C	Drop out voltage(Min.) at 23°C	Power consumption at rated voltage				
3	120	25	150 % of rated voltage	75 % of rated voltage	10 % of rated voltage	approx. 0.36W				
4	91	44								
5	72	70								
6	60	100								
9	40	225								
12	30	400								
24	15	1600								
36	10	3600								
48	9.4	5120								approx. 0.45W

833H

»» Specification

Contact material	AgSnO alloy	
Contact resistance ⁽¹⁾	100mΩ Max. (1A/6VDC by 4 pipes mΩ meter)	
Operate time ⁽¹⁾	10ms Max.	
Release time ⁽¹⁾	5ms Max.	
Insulation resistance ⁽¹⁾	100MΩ Min. (DC 500V)	
Dielectric strength ⁽¹⁾	Between open contact	: AC 750V , 50/60Hz 1 min.
	Between contact and coil	: AC 1500V , 50/60Hz 1 min.
Vibration resistance	Operating extremes	10~50Hz , amplitude 1.5 mm
	Damage limits	10~50Hz , amplitude 1.5 mm
Shock resistance	Operating extremes	10G
	Damage limits	100G
Life expectancy	Mechanical	10,000,000 operations (frequency 18,000 operations/hr)
	Electrical	100,000 operations (frequency 1,200 operations/hr)
Operating ambient temperature	-40~+70°C (no freezing) ⁽²⁾	
Weight	Approx. 10 g	

Note : (1) initial value

(2) -40~+85°C is available.

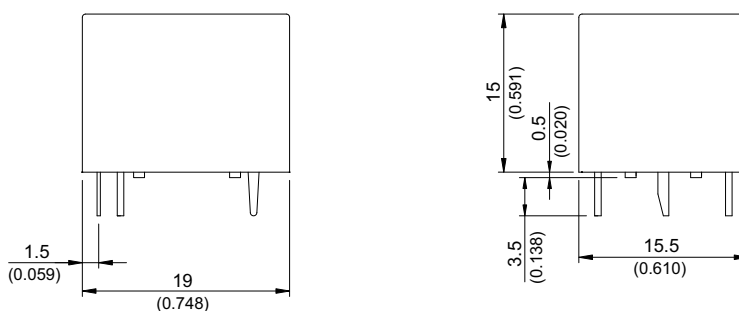
»» Safety Approval

Certified	UL / CUL	TUV
File No.	E88991	R3-09754206

»» Safety Approval Rating

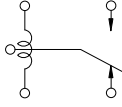
UL / CUL	TUV
15A 125VAC	12A 125VAC
10A 277VAC	7A 250VAC
7A 30VDC	7A 30VDC
1/4HP 125/250VAC (NC)	4A 250VAC cosφ0.3
1/3HP 125/250VAC (NO)	

»» Outline Dimensions

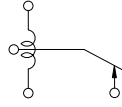


»» Wiring Diagram BOTTOM VIEW

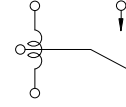
1C



1B



1A



»» PC Board Layout BOTTOM VIEW



»» Engineering Data

